

## INSTALLATION



Extract the disk image from the archive, open it and copy Bientôt l'été to your hard drive.



Extract the installer from the archive and run it to install Bientôt l'été on your hard drive.

## RUN



On Retina Macs, in case of full screen display errors, switch between window modes with CMD+F.



On Windows, please run the program in a window the first time, so you can respond to the Firewall dialog that will pop up.

# Bientôt l'été

by Michaël Samyn & Auriea Harvey

TALE OF TALES  
<http://tale-of-tales.com>




Bientôt l'été is not a game to be won.

Play for experience. Walk and look. There is no goal.  
There is no story. Simply allow the atmosphere to  
embrace you. Do not think. Do not want. Just be.

# INSTRUCTIONS

The program can be played with a gamepad, mouse and/or keyboard.  
Due to different layouts of gamepads on different platforms you may need to tweak the controls to match your hardware in the start-up dialog.

When the buttons in the corners are visible, press Y for instructions, press X for credits, press Q (or Start) to quit.  
To make them visible, close your eyes by holding down the right mouse button, the DOWN cursor key or the right shoulder button of the gamepad.




Choose a language for the subtitles. The spoken language is always French.

Click below right to continue.



Choose an avatar: man or woman.






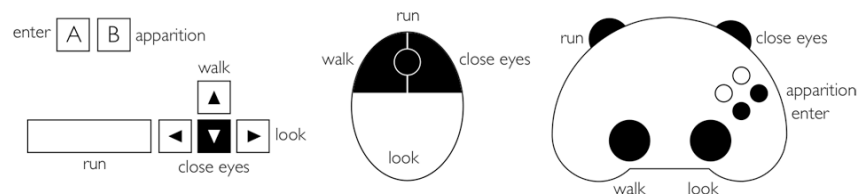
Walk to the beach. Walk along the shore. Phrases appear on screen as the waves roll in. Every phrase you see will be remembered, in the café. When you stand before an Apparition, right click to close your eyes. Click on B to see the Apparition. After this, it will disappear and your avatar will pick up an item left behind. There are 16 Apparitions, one per scene. When ready, go to the café to meet another player.

Look around by moving the cursor to the left or right edge of the screen. Hold down the left mouse button to make your avatar walk. Release it to stop. Press the scroll wheel or middle mouse button to run. Or the SPACE bar on your keyboard.

Close your eyes when facing the building and choose “Enter” to go inside.

You can also use the cursor keys to navigate. Or a gamepad. Use the left thumb stick to move and the right thumb stick to turn. Press DOWN or the right shoulder button to close your eyes. Press the left shoulder button to run.

Toggle first person view with the ALT key or the BACK button on the gamepad.



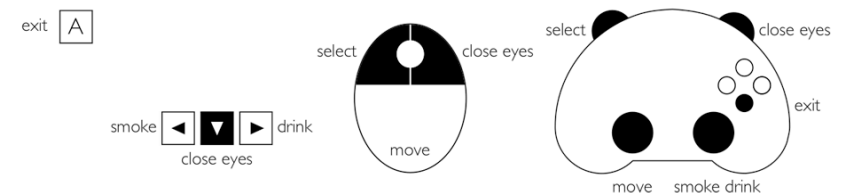
If you are alone, wait for another player. If nobody comes, click Simulation in the upper right to play with an artificial partner.

When the view is straight down, it is your turn to make a move. Drag an item from the drawer onto the table to speak. Click the wine glass to drink. Click the cigarettes to smoke. Close your eyes by holding down the right mouse button. Play music by clicking an item from the list when your eyes are closed.

After you have made a move, wait for your partner to make one. Then it's your turn again. If you want to leave, close your eyes and choose “Exit” to go outside.

You can also close your eyes by pressing the DOWN key, smoke by pressing LEFT and drink by pressing RIGHT. With a gamepad, press the left shoulder button to grab a piece and then move it with the right thumb stick. Without holding the shoulder button, the right thumb stick can be used to smoke or drink by pressing it left or right. When the eyes are closed, the left shoulder button selects the song. Press B to play it.

When another player shows up while you are in Simulation mode, a button will appear on the screen to connect to this person.



## Saved games and preferences

To erase your inventory and start over, press BACKSPACE anywhere in the game and restart the application.

Alternatively, you can remove this data by hand:

On Mac OS X your preferences and progress are stored in ~/Library/Preferences folder, in a file named unity.Tale of Tales.Bientôt l'été.plist. Remove this file to start fresh.

On Windows, your preferences and progress are stored in the registry under HKCU\Software\Tale of Tales\Bientôt l'été. Remove this key to start fresh

## Café client

At the bottom of the Credits screen, there's a toggle for saving your inventory of collected items to an online database. Use your generated Cloud Name for retrieving it in the separate café client.

If you wish to play a private game with a particular person, fill in a password and share it with your partner.

## Cheats

On the beach, press L to change the light of day. Hold down the key to go from day to night and back.

On the beach, press T to change the tide. Hold down the key to bring lower and heighten the tide.

## Support

If you have any questions, feel free post on our forum  
<http://tale-of-tales.com/forum/viewforum.php?f=54>

or send email to  
[bientot@tale-of-tales.com](mailto:bientot@tale-of-tales.com)

We can also be found on Facebook

And twitter: @taleoftales

Thank you for your support!